

How to help your child at home with phonics

Read school reading books regularly with your child and encourage children to sound out any new words that they do not know. If you come across a sound that your child is unfamiliar with record it in the reading record and possibly think of other words that contain this sound and get your child to practise reading these to help consolidate this sound. Don't forget that all reading books contain tricky words like to, me, the, people which cannot be sounded out.

Keep it fun and engaging, English is a tricky language to learn.

Make sure children say each sound correctly without the 'uh' on the end or they will find it tricky to put sounds together (blend). Please see the school website if you need to hear how the sounds (phonemes) are pronounced.

Give clear praise giving an example of what your child did well.

Example- "Well done! You said the digraph ____ correctly!"

Games and activities to play at home

Blending (putting sounds together to read new words)

1) Sound talk I spy.

Adult- " I spy with my little eye a r-ai-n-b-ow"

Child –"rainbow!"

2) Flashcard words on bits of paper- How many can they segment and blend in a minute?

3) Hot potato game- (You will need a pile of words with known sounds in them and 2 cards with the hot potato on). Play together, you read a word then your child. If you pick up the hot potato you must put all the cards back in the middle. The winner is the person with the most word cards.

4) Roll and read-(You will need a 1-6 die and a 4X6 grid). Write some words with the sound (phoneme) that your child is learning (see their weekly homework) write words in the grid and then get your child to roll the die. They then read the word in the column that they have rolled.

5) Sound buttons- Children to read the word by segmenting and blending. Children then draw dots and dashes under each sound to represent it. Example- three

Segmenting (breaking words up into sounds to help spell them)

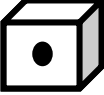
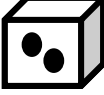
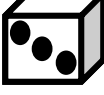
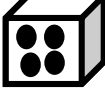
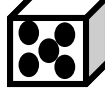
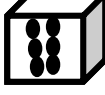
1) Building words using letters from magazines or using lower case magnetic letters.

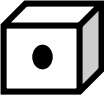
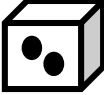
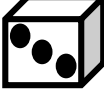
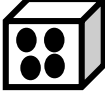
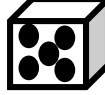
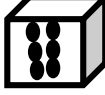
2) Plastic cups- write letters on the cups and get your child to build words that you say.



3) Hangman- children guess letters considering the phonemes that they have learnt and where these are normally found in words.

Useful websites to access phonics games: www.phonicsplay.co.uk, www.familylearning.org.uk, www.ictgames.com/literacy

If you need any more ideas or support please speak to your class teacher.

Name:



Interactive Games

Phonics play has a range of free games which the children can access. You do not need to subscribe unless you want the extra games. The children are familiar with lots of these games through their teaching.



The phonics screening check focuses on phase 2, 3, 4 and 5. The children can play games to practise these phases.


Games to Try

1. Picnic on Pluto
2. Pick a Picture
3. Dragons Den
4. Buried Treasure
5. Sentence Substitution

Some of these games allow your children to practise segmenting and blending words which are not real. These encourages them to use their phonic knowledge.



Matching Games and Sound Buttons



1. Matching words to pictures.
2. Memory game turn pictures over to match the pair.
3. Eye spy- something with the 'ou' sound/ digraph
4. Hangman. ow _ _
5. Use catalogues to cut out pictures and label.

Sound buttons can be added to the words in any of these games to draw the children's attention to the sounds in each word.

Sorting Real and Alien words

The main focus of the check is to encourage children to show how they use their phonic knowledge to decode unfamiliar words. Therefore half of the check is made up of 'ALIEN' words. To assess the children's ability to decode any word they are faced with. This should help them read longer words later in life.

The screening check material looks a little like this.

tox



bim



vap



There are lots of games the children can play to practise reading Alien words.

1. Reading words from a sheet.
2. Phonics play games on the computer.
3. Sorting coins.
4. Creating own made up words around the chosen sound. **bowt wooj poum**

iPad Apps and other useful websites.



- **BBC Bitesize phonics website**



- **Read with phonics app**



- **Teach your monster to read**



Letters and Sounds for Home and School

59.7K subscribers

- **youtube**