

Year 1 and 2 Welcome Meeting

20th September 2023

Transition from Reception to Year 1

- Year 1 team work closely with Year R teachers to ensure a smooth transition.
- Children spend the first 3 weeks completing group tasks before moving to more whole class teaching.
- After week 3 English and Maths are taught whole class and children complete the activities at the same time.

Transition from Year 1 to Year 2

Year 1 and Year 2 team work closely to ensure a positive transition.

- Very similar to classroom layout and expectations as Year 1.
- Children spend the first few weeks settling into the routines and expectations and refreshing previous learning from Year 1.

Maths in Year 1 and 2



The whole school follows White Rose Maths scheme.

Number

Recognise, read and write numbers up to:

- Year 1 – 20, 50 and 100.
- Year 2 – 100 and above.
- Children should be able to form all numbers correctly.
- Know 1 more and 1 less
- 10 more and 10 less
- Year 1- Count in 2s, 5s and 10s.
- Year 2- Count in 2s, 5s, 10s and 3s forwards and backwards.
- Know their odd and even numbers.
- Understand place value- show me a number with 3 tens and 4 ones.
- Count on to add numbers
- Count back to subtract
- Apply number facts to solve addition and subtraction.

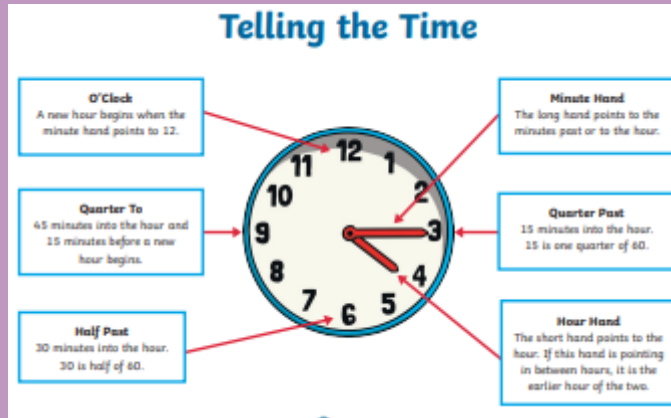
Vocabulary

- Add- plus, total, altogether, more, sum, addition, increase.
- Takeaway – minus, subtract, count back, less, decrease, difference between
- Times- Year 1 this is only known as grouping. In Year 2 the children learn the symbol along with multiply and multiplication.
- Share- Year 1 only referred to as sharing. In Year 2 the division symbol along with the words divide and division are introduced.

Money

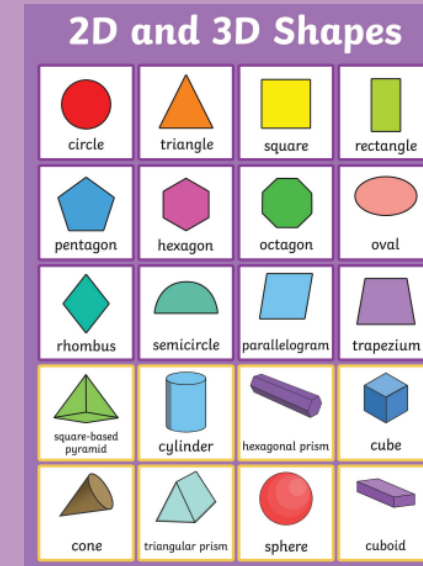


Time



Year 2- 5 minute intervals

Shapes



Length

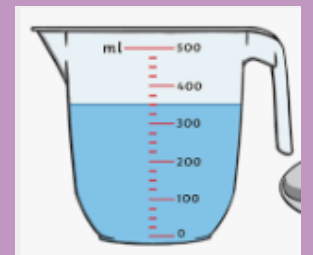


Measure

Weight



Capacity



Calculation Policy

Please check the 'Calculation Policy' for vocabulary and the different methods taught in school on the school website.

www.williammaustininfants.co.uk

English

Year 1 and Year 2



Reading

- Reading is a school priority.
- Reading is essential- access all areas of the curriculum
- Everything starts with reading
- Reading helps to develop writing

Reading in School

- All children are heard read in school two times a week.
- Books are matched to the children's secure phonic knowledge
- More information about phonics will be available at the Phonics Parents Meeting.
- In Year 2 most children will begin to take home an Accelerated Reader book. They can quiz on this daily.

Reading at Home

- Reading Books and a Library Book are sent home every week.
- Please hear your child read their Reading Book every day over the weekend.
- Encourage your child to use their phonics to read any words they are unsure of.
- Ask your child questions about what they have read- some are included in the back of the book.
- The Library Book is to promote reading for enjoyment- please share this book with your child.

Common Exception Words

These are words that the children need to be able to read and spell by the end of Year 1 and 2.



Year 1 Common Exception Words


the	is	no	one
a	his	go	once
do	has	so	ask
to	I	by	friend
today	you	my	school
of	your	here	put
said	they	there	push
says	be	where	pull
are	he	love	full
were	me	come	house
was	she	some	our
	we		

Year 2 Common Exception Words

after	class	floor	most	pretty
again	climb	gold	move	prove
any	clothes	grass	Mr	should
bath	could	great	Mrs	steak
beautiful	cold	half	old	sugar
because	door	hold	only	sure
behind	even	hour	parents	told
both	every	improve	pass	water
break	everybody	kind	past	whole
busy	eye	last	path	who
child	fast	many	people	wild
children	father	mind	plant	would
Christmas	find	money	poor	

Reading isn't just about books...

- Road signs
- Notices
- Newspapers
- Comics
- Labels
- Board games
- Word games
- Recipes
- Computer games



Writing at School



- We complete writing for all different purposes in school such as stories, instructions, poems, recounts and explanations.

We always encourage the children to:

- Think and say their sentences out loud.
- Have a go at writing using their sounds.
- Write it and then read it.

Grammar and Punctuation

- Children are taught to use a capital letter, clear finger spaces and full stops.
- We encourage children to use the correct tense:
 - Present tense- I wave at my friend
 - Past tense- I waved at my friend
- We also discuss:
 - Nouns- object, person or place
 - Verb- Action
 - Adjective- Describes the noun
 - Adverbs – Describes the verb

Handwriting

Handwriting and correct letter formation are a key part of the curriculum. The children are taught to form their letters as shown below.



In Year 2 the children are taught to join some of the letters together to form words.

Writing at Home

- Retell a story
- Write a recount of an outing or event
- Keeping a diary
- Keep a holiday scrapbook
- Write a shopping list
- Playing role play games such as owning a restaurant and writing down people's orders
- Invitations and thank you letters

Homework

- Homework is set and handed in via Google Classroom. If you do not have access to the internet please speak to your child's class teacher.

Year 1:

- Phonics Homework
- Learning Log- linked to Topic
- Maths Homework
- Reading

Year 2:

- Spelling Homework
- Learning Log- linked to Topic
- Maths Homework
- Reading

Predicted Targets and End of Year Assessments

- End of Year predicted targets will be sent home along with the statements that the children need to achieve in Reading, Writing and Maths.

End of Year 1 Assessments

At the end of Year 1, children will achieve one of the following:

- Working towards age-related expectations
- Working at age-related expectations
- Working at greater depth within age-related expectations.
- The children will also complete the Phonics Screening Check in June.

End of Year 2 Assessments

At the end of Year 2 the children will achieve one of the following:

- Working towards the expected standard
- Working at the expected standard
- Working at greater depth

Any children who did not pass the phonics screening check in Year 1 will retake this in June.

Final Points

- **PPF- Pupil Premium Funding.** If you think you might be eligible for this please speak to the school office.
- **Photos-** on displays in school and on the website. If you want your child to appear in photos please ensure you have given permission for this.
- **Attendance- Leave of Absence-** Mrs Kang is unable to authorise any holidays during term time. This year we will be giving out a variety of prizes and rewards to encourage good attendance.
- **Behaviour and Anti-Bullying-** We take this very seriously at our school and bullying is not tolerated. Please speak to your class teacher if you have any concerns.
- **Online Safety-** We teach the children about how to be safe online and encourage parents to have these conversations with the children and to check parental controls and the suitability of online games that your children are playing or witnessing older siblings play.
- **School Website-** Please check the school website for photos, updates and copies of letters that are sent home.

Story Time in Class

Please find the member of staff holding your child's class sign and they will take you to your child's classroom for story time.

