

Basic characteristics by national curriculum year group

This is final data for 2021/2022 (January 2022 census data).

For a small number of schools there may be slight discrepancies between school characteristics data displayed in ASP and data in the IDSR. This is because the IDSR is based on the January school census but ASP data has incorporated some updates made after the January school census.

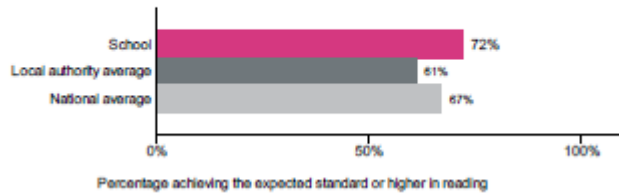
Basic characteristics by national curriculum year group									
National curriculum year group	Number on roll	Male %	Female %	Ever 6 FSM %	Minority ethnic groups %	English additional language %	All SEN %	SEN EHCP %	SEN support %
2	130	56	44	30	100	90	35	2	34
1	139	50	50	21	98	68	35	1	34
Pre-compulsory	116	59	41	17	99	54	38	2	36

Key stage 1 performance measures

This is provisional data for 2021/22.

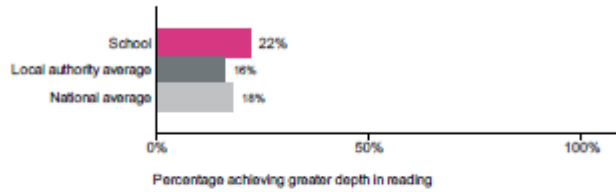
Percentage achieving the expected standard or higher in reading

Number of pupils = 128



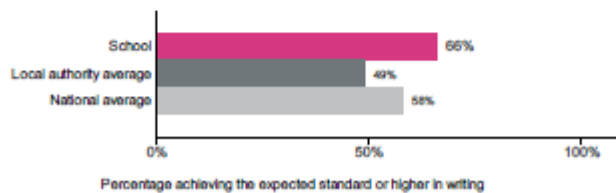
Percentage achieving greater depth in reading

Number of pupils = 128



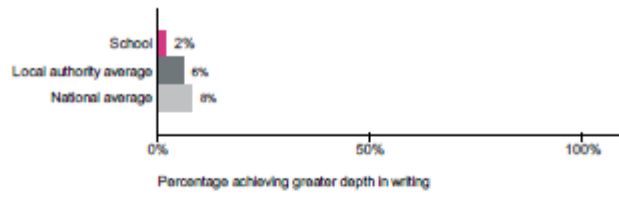
Percentage achieving the expected standard or higher in writing

Number of pupils = 128



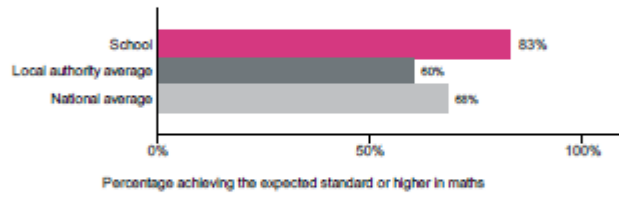
Percentage achieving greater depth in writing

Number of pupils = 128



Percentage achieving the expected standard or higher in maths

Number of pupils = 128



Percentage achieving greater depth in maths

Number of pupils = 128

