

Our SMART Rules





- S** Keep your personal information **safe** and **secure**. If someone asks you for any kind of personal information don't give it to them. Check with an adult first.
- M** Never agree to **meet** anyone that you chat to on the internet; they may not be who you think they are. Always let an adult know if this happens to you.
- A** Do not **accept** unusual e-mails or messages. They may contain nasty viruses that can damage your computer or they may have nasty messages from people who are not very nice.
- R** Remember, information on the internet may not be true. Always double check any information on a more **reliable** website.
- T** If anything makes you feel worried **tell** your parents, teachers or an adult that you trust. They can help!



More information about online safety can be found on the website under Key Information- online safety. Information about setting up parental controls can be found on our school website under the parent tab.

Setting up Parental Controls

Home >> Parents >> Setting up Parental Controls

-  Setting up Parent Controls offered by BT
-  Setting up Parental Controls offered by Sky
-  Setting up Parental Controls offered by TalkTalk
-  Setting up Parental Controls offered by VirginMedia

Useful Links

- www.thinkuknow.co.uk
- www.bbc.co.uk/cbbc/topics/stay-safe
- www.parentzone.org.uk
- <https://www.ceop.police.uk/safety-centre/>
- www.nspcc.org.uk
- <https://www.lgfl.net/online-safety/resource-centre>

If you have any concerns please speak to:

- Your Child's Teacher.
- Mrs Jones- Computing Lead and Deputy Safeguarding Lead.
- Mrs Wright- Family Worker and Deputy Safeguarding Lead.



STAYING SAFE ONLINE



Staying safe online

Why is it important to teach our children about online safety?

Technology and the internet is part of everyday life. It is a fantastic tool for learning, having fun and keeping in touch with our friends but unfortunately there are some dangers that come with it. Ofcom reported that in 2021 99% of children ages 3-17 went online.

Ofcom reported that: Most 5-7-year-olds (93%) watched videos online, as reported by their parents/guardians. YouTube was the most popular app or site among this age group (89%), and they were more likely to use YouTube Kids (41%) than the 'main' YouTube app or site (38%). Nearly two fifths (39%) of 5-7-year-olds had their own profile on YouTube. Their use of several apps, including TikTok (25%) and Instagram (14%), fell this year, unlike for older children. Parents of 5-7-year-olds were most likely to monitor their child's online activity by staying nearby and regularly checking (75%) or by asking their child about what they are doing online (59%).

How do we teach Online Safety?

The children are taught about online safety using Project Evolve as well as being taught about keeping safe online in PSHE. The children take part in Safer Internet Day every year. We also have Online Safety Champions in school who support the children's understanding of Online Safety.



The school also has strict filtering in place provided by Netsweeper and monitored via Partnership Education. The school's monitoring software is provided by Senso.



The children only use child friendly search engines and only access the internet when they are supervised.



Top Tips for Parents

- Talk to your child about online safety and share your own rules for going online in the home.
- Let them know what websites they can visit. For example TikTok requires all users to be 13 or over.
- Use parental controls and filtering systems at home.
- Enforce PEGI ratings on games and apps. Children should only have access to age appropriate content and should be monitored by an adult.
- Encourage your child to tell you about anything suspicious, worrying or upsetting that they have experienced when being online.

