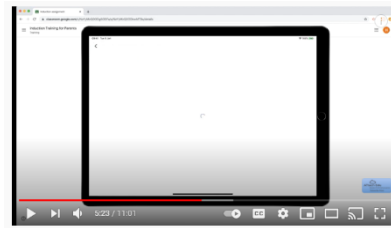


How to access Google Classroom via the app.


There are lots of videos and guides online to help you further with Google Classroom including on our school website under the home learning tab.



<https://www.youtube.com/watch?v=hhti35tLCAY>

How to understand Google Classroom for Parents - Parent guide to Google Classroom - Remote Learning


Step 1: Download the app via the app store used on your phone.



Step 2: Search and download the Google Classroom app.



Step 3: The app should appear on your phone or tablet and will have this icon.



Step 4: You need to log in using the child's Google Classroom account information which you will have been given by your teacher.

✕ Sign in

Google


Sign in

Use your Google Account. You'll also sign in to Google services in your apps.


[Forgot email?](#)

[Create account](#) [Next](#)

Step 5: Your child's class will now appear with any assignments listed below.

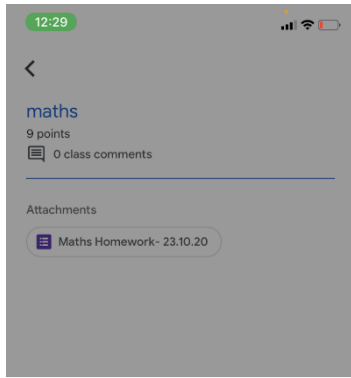


Test Class




 **New assignment: maths**
Posted 20 Oct 2020

0 class comments

When opening an assignment you may be asked how you want to open the work. Select chrome. You might be asked to download the chrome app from the app store. Follow these instructions.



Open with

-  **Chrome**
Google LLC
 -  **Google**
Google LLC
 -  **Safari**
 - Default browser app**
Configure in iOS settings
- Ask me which app to use every time

You can watch a video on the school website to show you how to access work and hand work in on mobile devices.